













Samsung WIP-5000M



ON/OFF	Press and Hold 	Mute On/Off	Press 
Make a Call	Press digits then 	User Option	Press 
Hang Up	Press 	Vibration Mode On/Off	Press and Hold 
Answer a Call	Press 	Keypad Lock On	Press and Hold 
Hold	Press HOLD to put your current call on hold	Keypad Lock Off	Enter Pre-Set Password (1,2,3,4)
Take Off Hold	Press HOLD	Received Call Waiting Camp On	Press HOLD and then 
Voice Mail	Press 		

QUICK REFERENCE GUIDE

